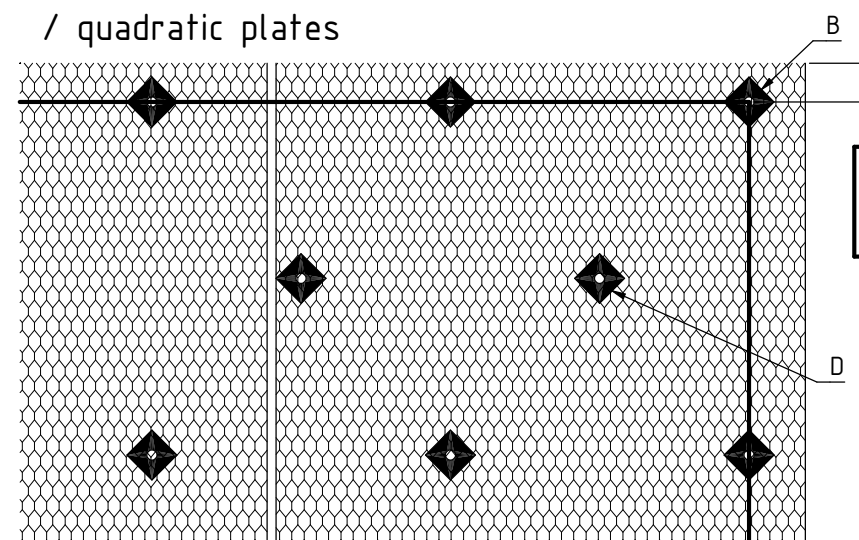
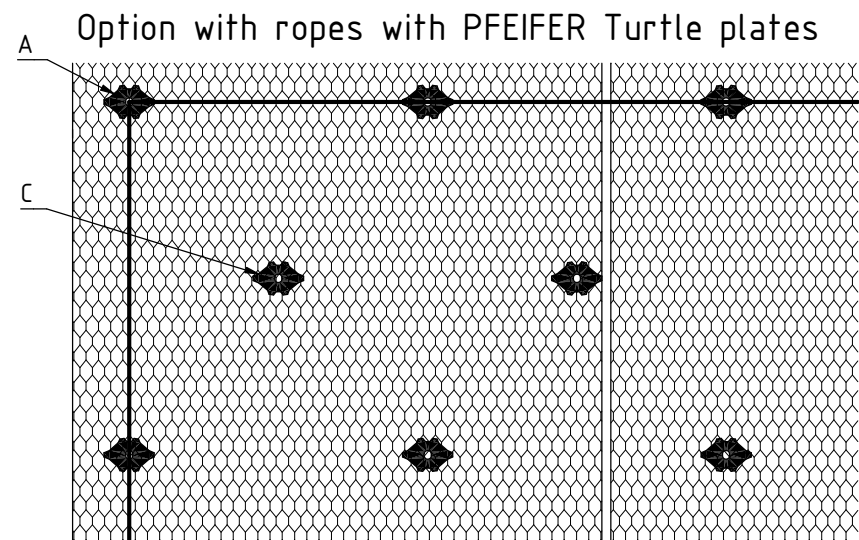
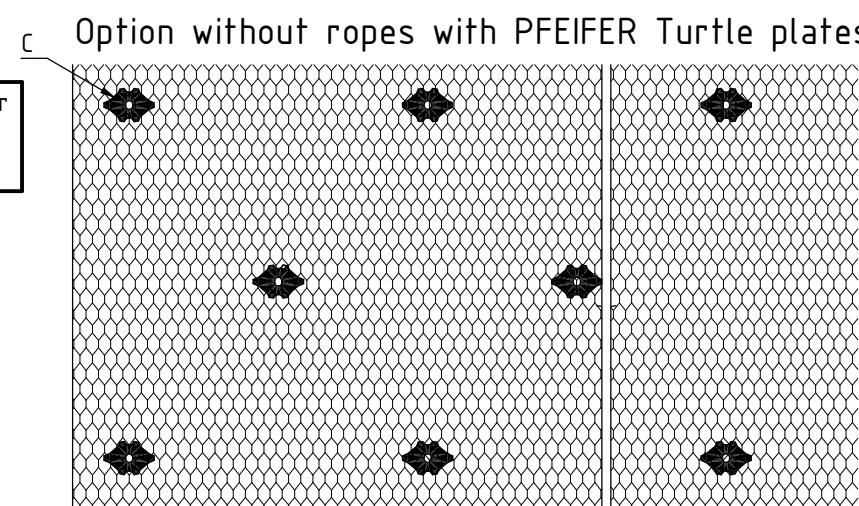


Anchor spacing and anchor lengths according to project requirements

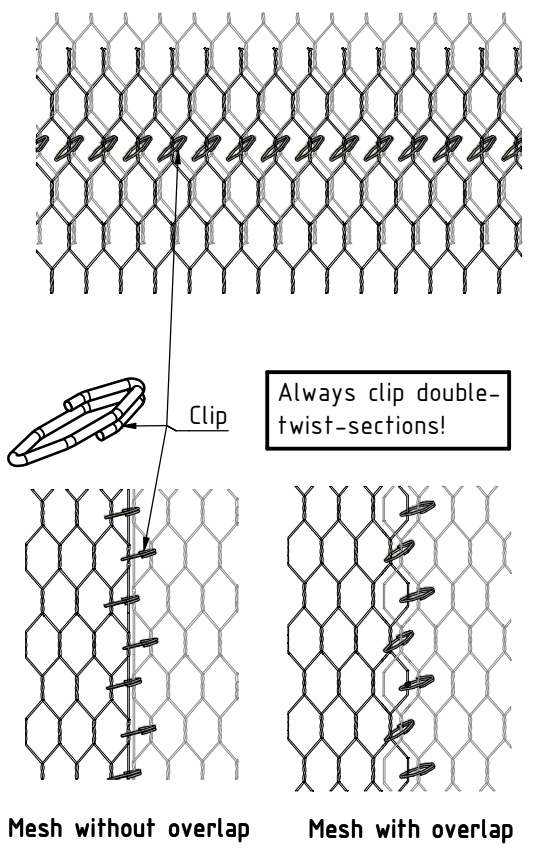


Top and bottom:
Anchoring starts in 2nd
row of closed meshes

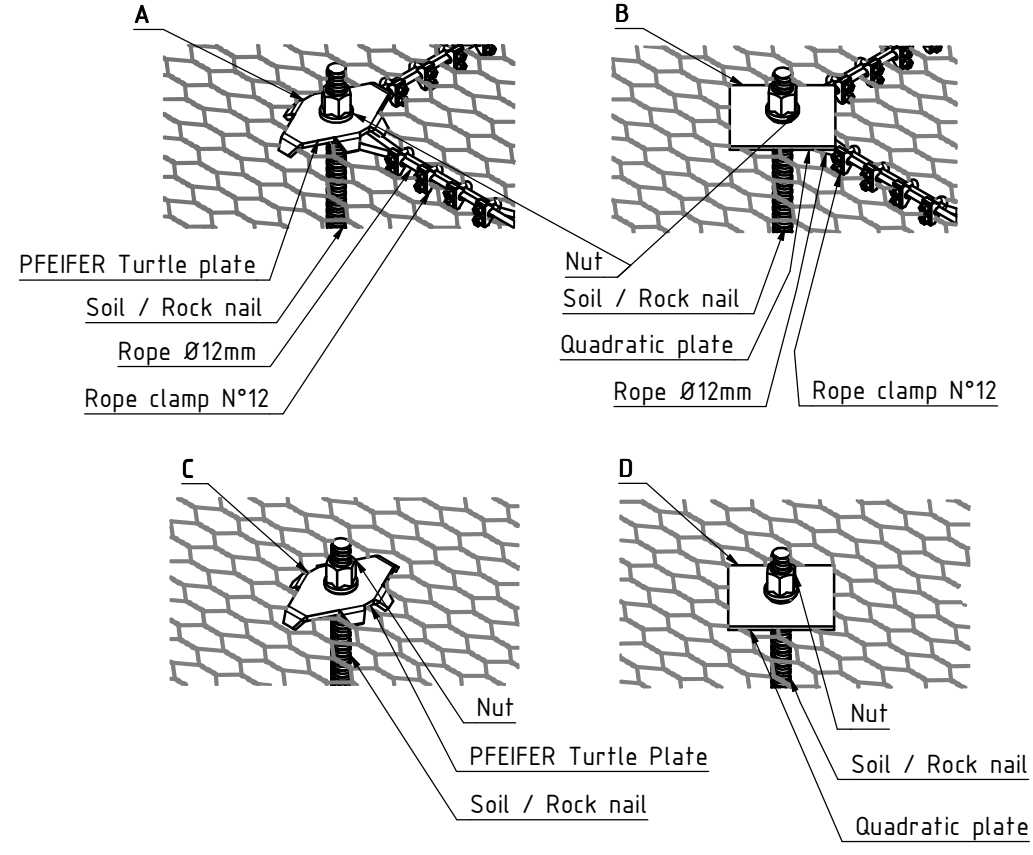


Panel width

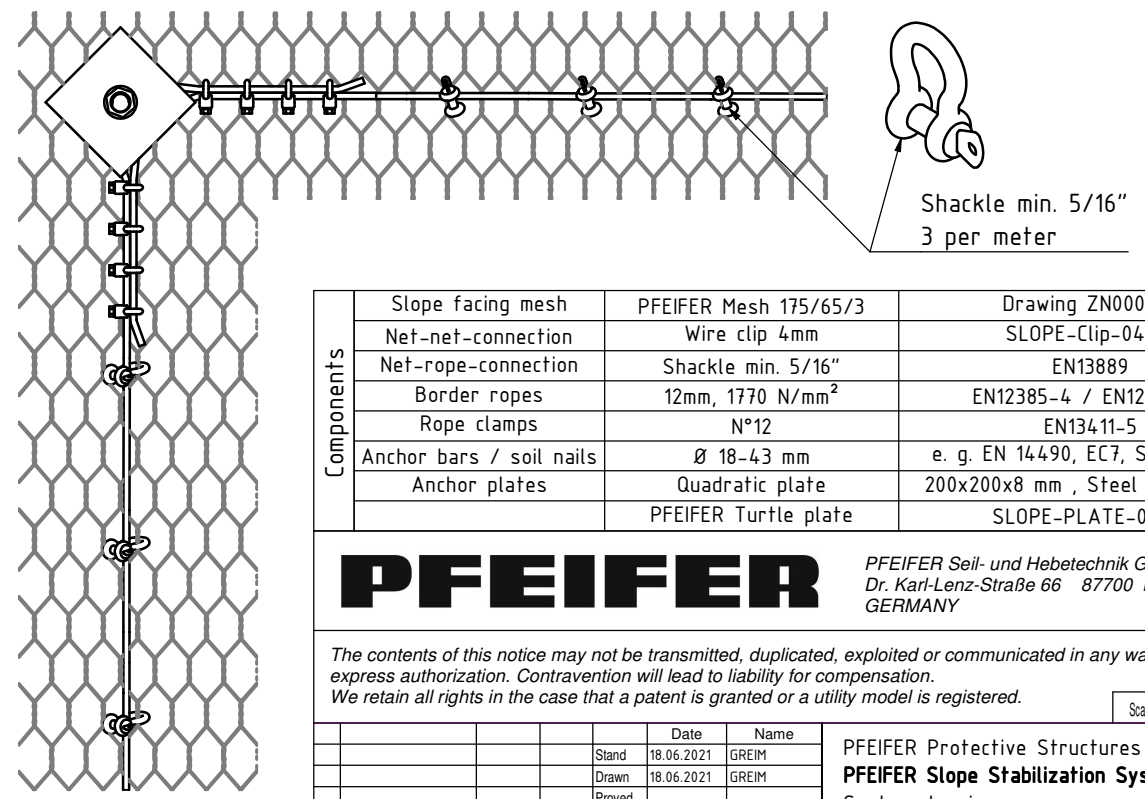
Net-net-connection



Net-anchor-connection



Net-rope-connection



Components	Material	Reference
Slope facing mesh	PFEIFER Mesh 175/65/3	Drawing ZN000858
Net-net-connection	Wire clip 4mm	SLOPE-Clip-04-01
Net-rope-connection	Shackle min. 5/16"	EN13889
Border ropes	12mm, 1770 N/mm ²	EN12385-4 / EN12385-10
Rope clamps	N°12	EN134.11-5
Anchor bars / soil nails	Ø 18-43 mm	e. g. EN 14490, EC7, SIA 267 etc
Anchor plates	Quadratic plate	200x200x8 mm, Steel grade S355
	PFEIFER Turtle plate	SLOPE-PLATE-01-0x

PFEIFER PFEIFER Seil- und Hebetechnik GmbH
Dr. Karl-Lenz-Strasse 66 87700 Memmingen
GERMANY

The contents of this notice may not be transmitted, duplicated, exploited or communicated in any way without express authorization. Contravention will lead to liability for compensation.
We retain all rights in the case that a patent is granted or a utility model is registered.

Index	Text	Date	Name	Part No.	Index
	Stand	18.06.2021	GREIM		
	Drawn	18.06.2021	GREIM		
	Proved				
	Status	In Bearbeitung			
	DosName	0162812			
	Paperform	A2			

Scale 1 : 30

PFEIFER Protective Structures
PFEIFER Slope Stabilization System
System drawing

File name: 127900_Pfeifer Slope Stabilization System.idw